

ADTS Series

Flightline Air Data / Pitot Static Test Set

Static (Ps) Altitude Range: -3,000 to 80,000 ft

Pitot (Pt) Airspeed Range: 0 to 1,000 kts

Expansive 8.4-inch
touchscreen display

Intuitive Graphical
User Interface

Common test set for
commercial and military
aircraft pitot-static testing

Optional Pitot and Static
output panel



Global Provider of Test & Measurement Solutions



ADTS-3350ER Air Data Test Set

NSN: **4920-01-662-3920**

The ADTS-3350ER is a portable, high precision, dual channel pitot static test set designed to calibrate, test and troubleshoot aircraft pitot-static systems and air data instrumentation. The ADTS can be used to test nearly all types of commercial and military aircraft and meets requirements for RVSM testing.

An industry leading 8.4-inch front panel touchscreen display and backlit keypad is used for operation. The intuitive graphical user interface is designed to virtually eliminate the operator learning curve. Operating from 90-260VAC 45-440Hz power, the ADTS is ideally suited for all power sources. The rugged case features a field-replaceable retractable handle with smooth gliding wheels for transport and maneuverability.

Aircraft Pre-Select allows the operator to select pre-loaded aircraft profiles. Once selected, the profile limits the ranges and rates to the

aircraft under test. Each aircraft profile can store a virtually unlimited amount of Test Sequences. These sequences can be programmed to perform semi-automated tests based on job guides or technical orders. This provides improved test consistency while decreasing testing times. Profiles and test sequences can be created and/or edited using the included Profile Builder software.

A 7.0-inch wired touchscreen Remote Control Unit is included standard and allows the operator to perform aircraft checks and control the test set directly from the cockpit.

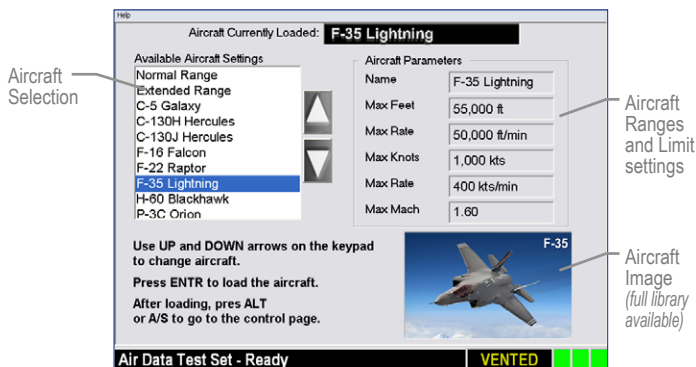
The ADTS can be calibrated automatically using the ADC Series Air Data Calibrators. Corrections are automated and require no mechanical adjustments. The transducers have been proven to hold their accuracy for a minimum period of one (1) year.

ADTS-3350ER Specifications


Altitude (Ps) Range	-3,000 to 80,000 ft	
Static (Ps) Sensor	0.350 to 38.000 inHg	
Altitude Accuracy ¹	Standard Accuracy ¹	High Accuracy ¹
	±3 ft at 0 ft	±3 ft at sea level
	±7 ft at 30,000 feet	±4 ft at 30,000 ft
	±36 ft at 65,000 feet	±15 ft at 60,000 ft
	±75 ft at 80,000 feet	±38 ft at 80,000 feet
Altitude Rate	0 to 50,000 ft/min Accuracy: ±10 ft/min or ±1% setting	
Altitude Resolution	1 ft, 0.01 mbar, 0.0001 inHg (Ps), 0.01 mmHg	
Altitude Units	feet, meters, inHg, mmHg, mbar, hPa, PSIA	
Airspeed (Pt) Range	0 to 1,000 knots	
Pitot (Pt) Sensor	0.350 to 110.000 inHg	
Airspeed Accuracy ¹	Standard Accuracy ¹	High Accuracy ¹
	±1.50 kts at 50 knots	±0.50 kts at 50 kts
	±0.10 kts at 550 knots	±0.07 kts at 550 kts
	±0.05 kts at 1,000 knots	±0.04 kts at 1,000 kts
Airspeed Rate	0 to 800 kts/min Accuracy: ±10 kts/min or ±1% setting	
Airspeed Resolution	0.1 kt, 0.01 mbar, 0.0001 inHg (Pt), 0.01 mmHg	
Airspeed Units	IAS/CAS, kts, Mach, inHg, mmHg, mbar, hPa, PSIA, kph	
Display	8.4-inch color LED optically bonded touchscreen	
Interfaces	External: Remote, Service / Internal: RS-232, USB	
Altitude (Static) Port	Standard: Male JIC 37° -6 AN Stainless Steel bulkhead	
Airspeed (Pitot) Port	Standard: Male JIC 37° -4 AN Stainless Steel bulkhead	
Calibration Cycle	One (1) year	
Power	90-265 VAC, 45 - 440 Hz, 1 Phase	
Dimensions / Weight	25.4 x 20.0 x 14.5 in / 62 x 51 x 37 cm	
	75 lbs (without manifold) 77 lbs (with manifold)	

Aircraft Pre-Select Feature

Aircraft Pre-Select mode allows the operator to select the aircraft under test. Profiles are pre-loaded at the factory or can be created by the end user. Test Sequences allow the ability to program an unlimited number of individual tests for each stored aircraft profile. These can easily be edited using our free Profile Builder software




Front Panel Features



1. Airspeed Pitot (Pt) input
2. Altitude Static (Ps) input
3. 8.4" LED Touch Display
4. Backlit Color Keypad
5. External Ground
6. Power Switch
7. Power/Line Indicator
8. AC Power Input
9. Remote Control port
10. Service port
11. Manual Vent
12. Moisture Vent


Case Features



ADTS Remote Control Unit (RCU)

Durable molded rubber boot

7.0-inch touchscreen display



25ft Cable included, Optional 25ft extension cable
Optional wireless model available in Q2 2023

(1) Altitude and Airspeed channels are capable of being calibrated to Standard Accuracy or High Accuracy, depending on the end users requirement. High Accuracy calibration requires comparison to a Primary Pressure Standard.